

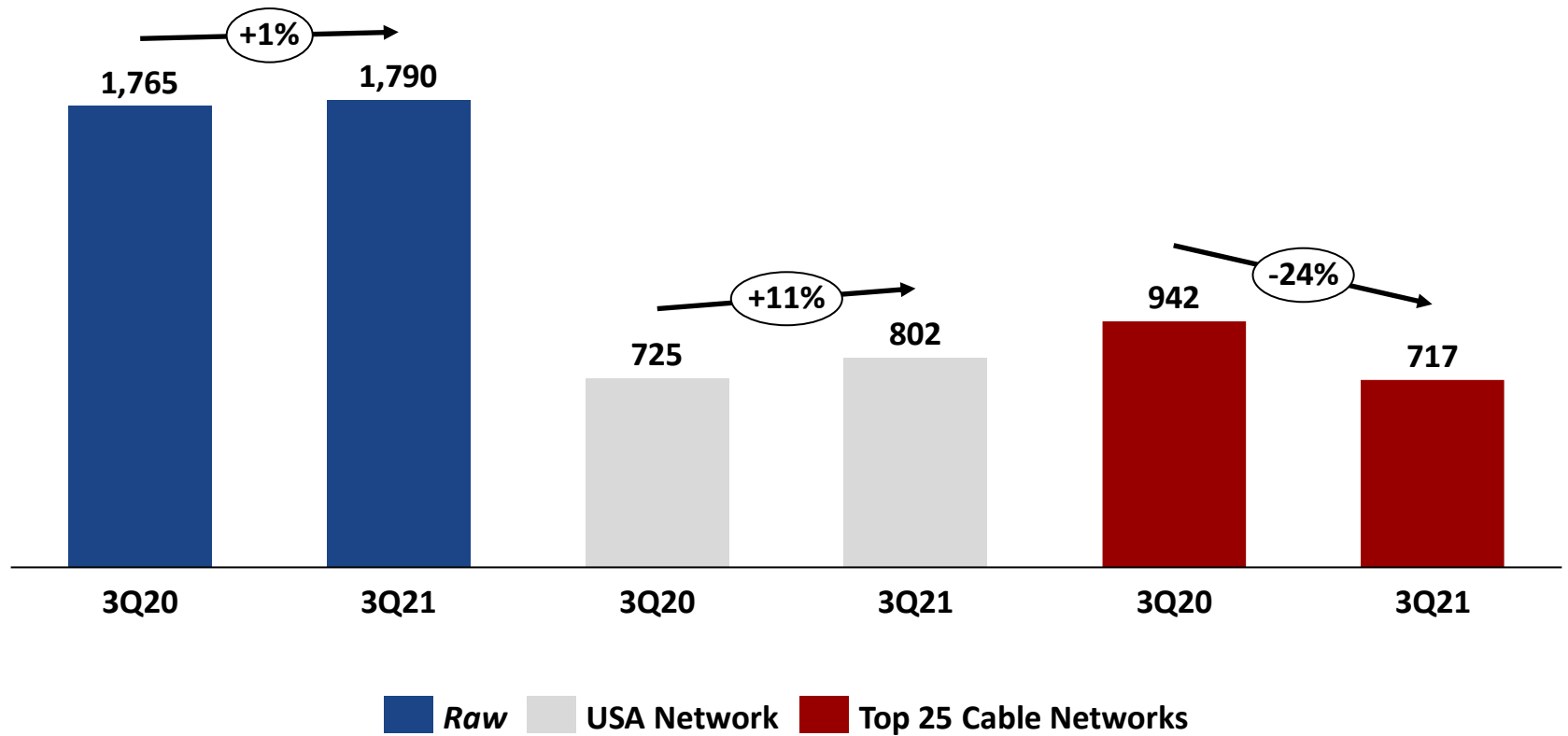


Key Performance Indicators

November 4, 2021

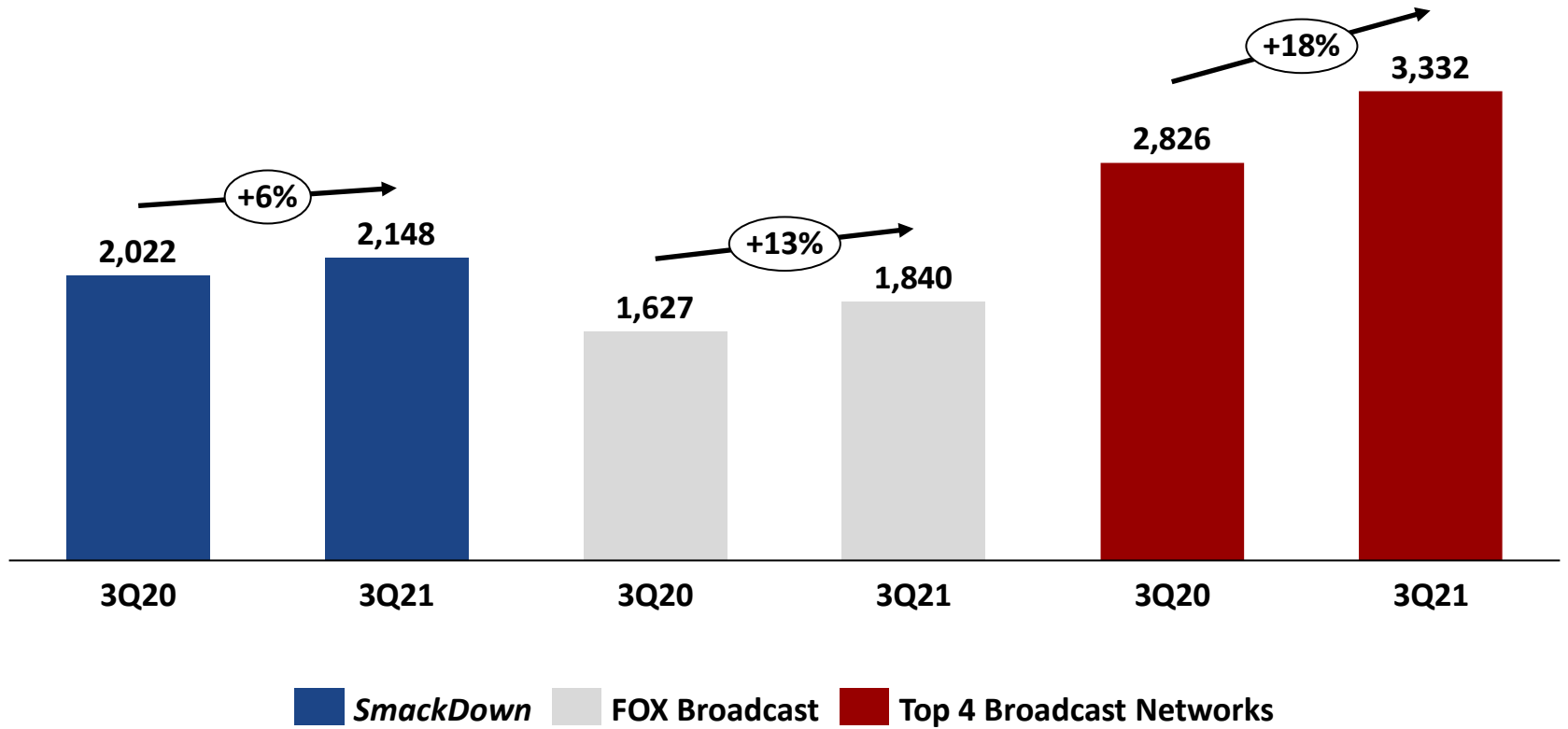
AVERAGE US PRIMETIME CABLE TV VIEWERSHIP

RAW AND PRIMETIME CABLE TV P2+ VIEWERSHIP (000s)



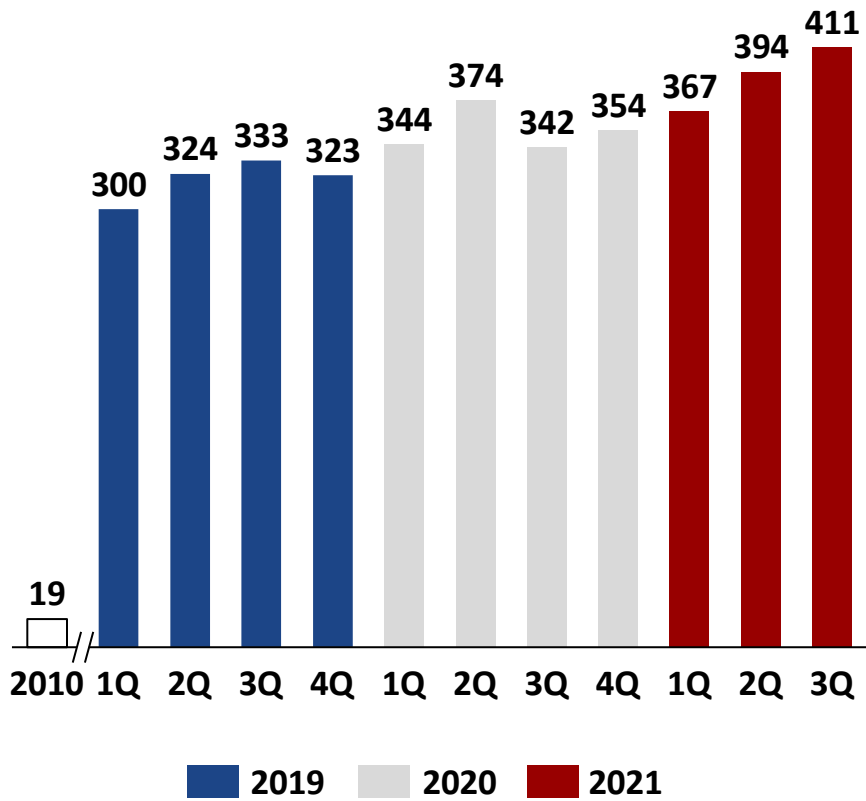
AVERAGE US PRIMETIME BROADCAST TV VIEWERSHIP

SMACKDOWN AND PRIMETIME BROADCAST TV P2+ VIEWERSHIP (000s)

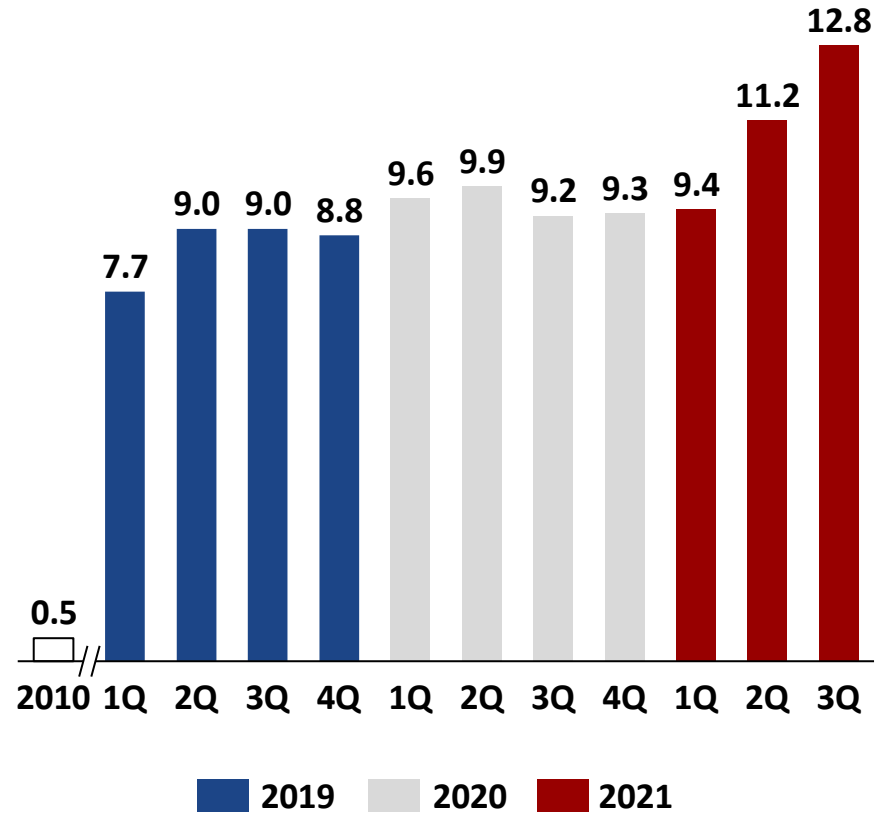


MEDIA CONSUMPTION: WWE AVOD CONSUMPTION

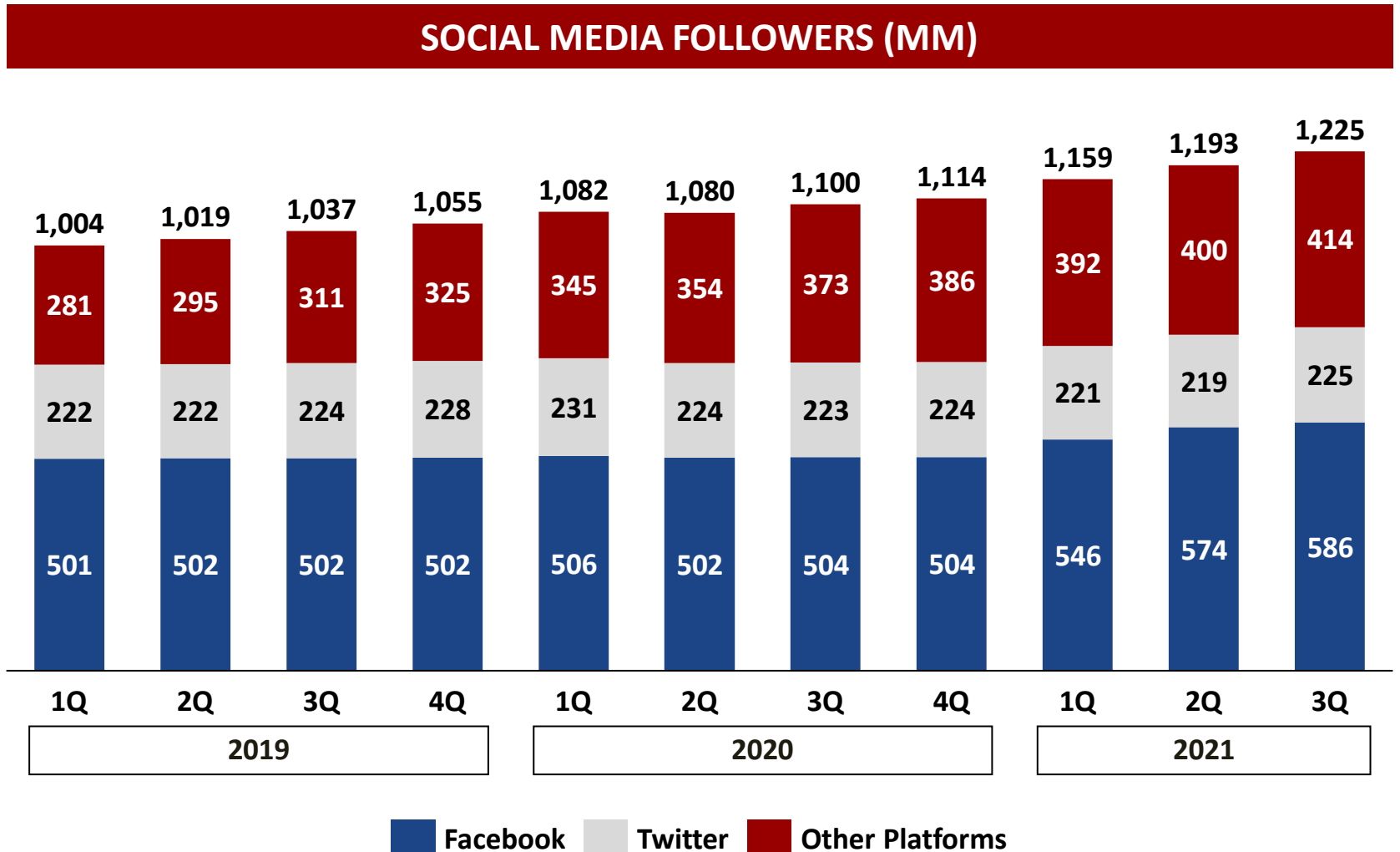
AVOD Global Hours Viewed (MM)



AVOD Global Views (B)



SOCIAL MEDIA: WWE REACH

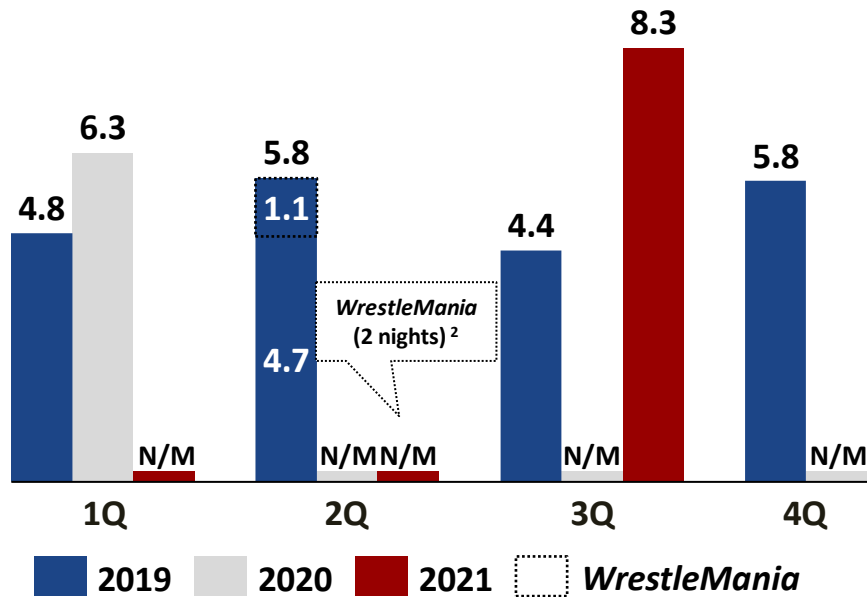


WWE AT A GLANCE: 3Q21 HIGHLIGHTS

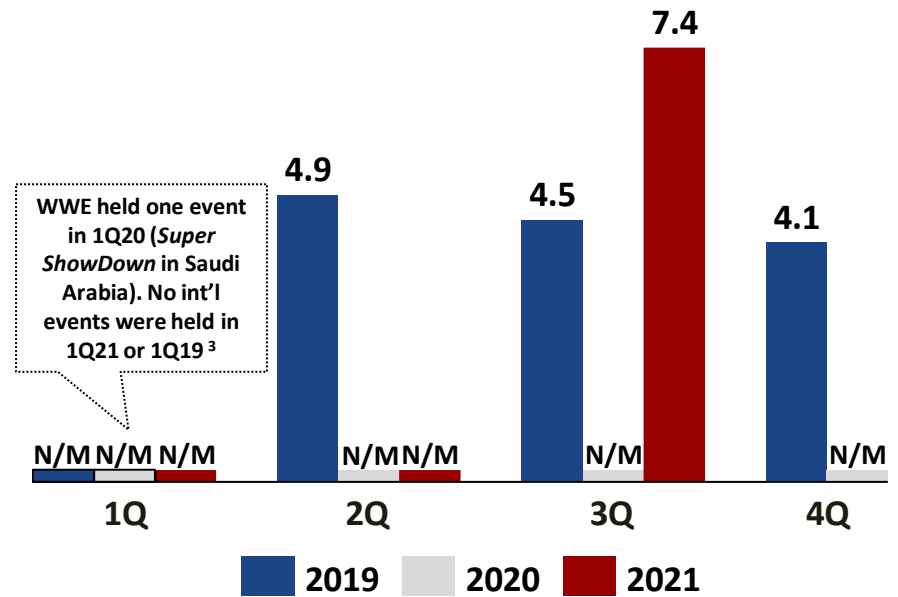
LIVE EVENT AVERAGE ATTENDANCE

WWE returned to live event touring of its weekly, in-ring events for ticketed audiences on July 16, 2021

NORTH AMERICA (000s)^{1,2}



INTERNATIONAL (000s)^{1,3}



NUMBER OF EVENTS

	1Q	2Q	3Q	4Q
2019	90	53	67	50
2020	41	0	0	0
2021	0	2	38	

NUMBER OF EVENTS

	1Q	2Q	3Q	4Q
2019	0	23	7	20
2020	1	0	0	0
2021	0	0	4	



¹ WWE did not perform weekly, in-ring events for ticketed audiences from mid-March 2020 through mid-July 2021 due to public health concerns as a result of the COVID-19 outbreak

² In 2Q21, *WrestleMania* was held over 2 nights at Raymond James Stadium in Tampa, Florida with an average live, paid ticketed audience of approx. 20,200 fans/night. In 2Q20, *WrestleMania* was held over 2 nights without a live audience in WWE's Performance Center in Orlando, Florida due to public-health concerns as a result of the COVID-19 outbreak

³ Given the unique nature of WWE's events in Saudi Arabia, the *Super ShowDown* event held in February 2020 and comparable events in prior periods have been excluded from attendance



APPENDIX

FOOTNOTES – DEFINITION OF METRICS

- Average Viewers P2+: An average of the U.S. viewing audience (persons age 2+, as measured by Nielsen) for each minute of a program or daypart expressed as an absolute number, in thousands. During 3Q21 and 3Q20, total U.S. television persons included an average of approximately 309 million and 308 million persons, respectively. Television viewership is measured on a Live+SD basis for 3Q21 and 3Q20
- Top 25 Cable Networks reflect those 25 networks with the highest total primetime Average Viewers P2+ (duration-weighted) in 3Q20 (excludes broadcast and premium networks)
- Top 4 Broadcast Networks include ABC, CBS, FOX and NBC. Note that total primetime Average Viewers P2+ (duration-weighted) are defined as Monday-Saturday 8-11pm, Sunday 7-11pm for ABC, CBS and NBC, and Monday-Saturday 8-10pm, Sunday 7-10pm for FOX
- Media Consumption – AVOD is defined as ad-supported video on demand. Consumption includes videos viewed on third-party (Facebook, Instagram, Snapchat, TikTok, Twitch, Twitter, YouTube) and WWE platforms (WWE.com and WWE App). 2019 figures include Facebook, Instagram, Snapchat, Twitter, YouTube and WWE platforms. Beginning 4Q19, data includes TikTok. Beginning 1Q20, data includes Twitch and Snapchat Discovery. Beginning 2Q20, figures include consumption on the Free Version of *WWE Network*. Facebook consumption reflects an increase in the related measurement window from 30 days to 6 months in 2Q21 and, effective 3Q21, the related measurement window will increase from 6 months to 12 months. Due to potential data re-statements by YouTube, rounding differences may occur. Third-party consumption figures, including Facebook and YouTube, are based on Google Analytics and WWE platform consumption figures are based on internal data
- Social media followers represent the number of followers for each individual platform - Facebook, Twitter, etc.- as sourced from each platform; as such, total followers shown have not been adjusted for duplication among or within platforms and do not represent the number of “unique” followers

